



Solid rubber wheels for universal use

The material solid rubber is especially suitable for uneven and hard floors because of the soft and elastic tread. Our solid rubber wheels are available with different shore hardness, tires, wheel center and bearings. Floor contact staining can occur with these black tyres through plasticizer diffusion.

Properties

- ♥ run quietly
- ♥ robust
- ♥ inexpensive
- ♥ shock-resistant
- ♥ absorbs vibration



Shore hardness

approx. 65-85° Shore A

Temperature range

solid rubber can be used from -30° C to +80° C
at temperatures above +30° the load carrying capacity

Bearing types

- ♥ plain bearing (through hole)
- ♥ roller bearing
- ♥ ball bearing
- ♥ precision bore and keyway groove

areas of use // floors





Features:

- SGS wheels:
- wheel body made of steel center with roller bearing
- tread made of odorless standard solid rubber tires, black, approx. 80° – 85° shore A

Properties:

- runs quietly
- affordable
- absorbs vibration
- also available with grey tires
- (old designation: 522)

floors



floors



Features:

- SGK wheels:
- wheel body made of plastic with roller bearing
- tread made of odorless standard solid rubber tires, black, approx. 80° – 85° shore A

Properties:

- runs quietly
- affordable
- absorbs vibration
- also available with grey tread
- (old designation: 522/.../KU)



wheels	wheel ø mm	wheel width mm	axle hole ø mm	hub length mm	load-carrying capacity kg
SGS-080-25-40-R12 Ident No.: 0013140	80	25	12	40	50
SGS-100-30-40-R12 Ident No.: 0013149	100	30	12	40	70
SGS-125-38-50-R15 Ident No.: 0013159	125	38	15	50	100
SGS-125-38-44-R15 Ident No.: 0013160	125	38	15	44	100
SGS-140-37-49-R20 Ident No.: 0013181	140	37	20	49	120
SGS-160-40-60-R20 Ident No.: 0013190	160	40	20	60	135
SGS-180-50-60-R20 Ident No.: 0013224	180	50	20	60	170
SGS-180-50-58-R25 Ident No.: 0037081	180	50	25	58	220
SGS-200-50-60-R20 Ident No.: 0013231	200	50	20	60	205
SGS-225-55-58-R20 Ident No.: 0013254	225	55	20	58	250
SGS-225-55-58-R25 Ident No.: 0013256	225	55	25	58	250
SGS-250-60-75-R25 Ident No.: 0013257	250	60	25	75	295
SGS-280-70-75-R25 Ident No.: 0013325	280	70	25	75	385
SGS-400-75-75-R25 Ident No.: 0013330	400	75	25	75	475

wheels	wheel ø mm	wheel width mm	axle hole ø mm	hub length mm	load-carrying capacity kg
SGK-080-25-40-R12 Ident No.: 0013144	80	25	12	40	50
SGK-100-30-40-R12 Ident No.: 0013154	100	30	12	40	70
SGK-125-38-50-R15 Ident No.: 0013166	125	38	15	50	100
SGK-140-36-49-R15 Ident No.: 0013184	140	36	15	49	120
SGK-150-40-48-R15 Ident No.: 0013189	150	40	15	48	130
SGK-160-40-60-R20 Ident No.: 0013195	160	40	20	60	135
SGK-180-45-60-R20 Ident No.: 0013226	180	45	20	60	180
SGK-200-50-60-R20 Ident No.: 0013239	200	50	20	60	205
SGK-250-50-60-R20 Ident No.: 0013258	250	50	20	60	250
SGK-250-60-75-R25 Ident No.: 0013265	250	60	25	75	295
SGK-250-60-75-R20 Ident No.: 0013266	250	60	20	75	295

Suitable castors can be found on page 115

Suitable castors can be found on page 118

Matching accessories can be found on page 432

Matching accessories can be found on page 432



Features:

- SGS-grey wheels:
- wheel body made of steel sheet with roller bearing
- tread made of odorless standard solid rubber tires, grey, approx. 80° – 85° shore A

Properties:

- non-marking
- runs quietly
- affordable
- absorbs vibration
- (old designation: 522/.../BG)

floors



floors



Features:

- SGK-grey wheels
- wheel body made of plastic with roller bearing
- tread made of odorless standard solid rubber tires, grey, approx. 80° – 85° shore A

Properties:

- non-marking
- runs quietly
- affordable
- absorbs vibration
- (old designation: 522/.../KUBG)



wheels	wheel ø mm	wheel width mm	axle hole ø mm	hub length mm	load-carrying capacity kg
SGS-080-25-40-R12-grey Ident No.: 0013141	80	25	12	40	50
SGS-100-30-40-R12-grey Ident No.: 0013150	100	30	12	40	70
SGS-125-38-44-R15-grey Ident No.: 0013162	125	38	15	44	100
SGS-125-38-50-R15-grey Ident No.: 0013161	125	38	15	50	100
SGS-140-38-48-R20-grey Ident No.: 0013182	140	38	20	48	120
SGS-160-40-60-R20-grey Ident No.: 0013192	160	40	20	60	135
SGS-180-48-58-R20-grey Ident No.: 0013225	180	48	20	58	180
SGS-200-50-60-R20-grey Ident No.: 0013236	200	50	20	60	200
SGS-250-60-75-R25-grey Ident No.: 0013262	250	60	25	75	295

wheels	wheel ø mm	wheel width mm	axle hole ø mm	hub length mm	load-carrying capacity kg
SGK-080-25-40-R12-grey Ident No.: 0013145	80	25	12	40	50
SGK-100-30-40-R12-grey Ident No.: 0013155	100	30	12	40	70
SGK-125-38-50-R15-grey Ident No.: 0013168	125	38	15	50	100
SGK-140-37-49-R15-grey Ident No.: 0013186	140	37	15	49	120
SGK-150-40-48-R15-grey Ident No.: 0039372	150	40	15	48	120
SGK-160-40-60-R20-grey Ident No.: 0013198	160	40	20	60	135
SGK-180-50-60-R20-grey Ident No.: 0030904	180	50	20	60	170
SGK-200-50-60-R20-grey Ident No.: 0013241	200	50	20	60	200
SGK-250-60-75-R25-grey Ident No.: 0013267	250	60	25	75	295

Suitable castors can be found on page 121

Suitable castors can be found on page 124

Matching accessories can be found on page 432

Matching accessories can be found on page 432



Features:

- SGK-plain bearing wheels:
- wheel body made of plastic with plain bearing
- tread made of odorless standard solid rubber tires, black, approx. 80° – 85° shore A

Properties:

- runs quietly
- affordable
- absorbs vibration
- (old designation: 522/.../KU)

floors



floors



Features:

- EGK wheels:
- wheel body made of plastic with roller bearing
- tread made of elastic solid rubber, approx 65° shore A, blue wheel color

Properties:

- runs quietly
- non-marking
- absorbs vibration
- also available with grey wheels
- (old designation: ER)



“Super travelling comfort and non-marking”

wheels	wheel ø mm	wheel width mm	axle hole ø mm	hub length mm	load-carrying capacity kg
SGK-080-32-40-G12 Ident No.: 0013146	80	32	12	40	50
SGK-100-30-40-G12 Ident No.: 0013156	100	30	12	40	70
SGK-125-38-50-G15 Ident No.: 0013171	125	38	15	50	100
SGK-125-38-44-G15 Ident No.: 0013174	125	38	15	44	100
SGK-140-36-49-G20 Ident No.: 0013185	140	36	20	49	120
SGK-140-38-44-G15 Ident No.: 0013951	140	38	15	44	120
SGK-160-40-60-G20 Ident No.: 0013199	160	40	20	60	135
SGK-160-40-45-G20 Ident No.: 0028488	160	40	20	45	135
SGK-180-45-60-G20 Ident No.: 0013228	180	45	20	60	180
SGK-180-50-48-G20 Ident No.: 0013229	180	50	20	48	180
SGK-200-50-60-G20 Ident No.: 0013242	200	50	20	60	205
SGK-200-50-60-G25 Ident No.: 0013233	200	50	25	60	205
SGK-250-60-75-G25 Ident No.: 0013321	250	60	25	75	295

wheels	wheel ø mm	wheel width mm	axle hole ø mm	hub length mm	load-carrying capacity kg
EGK-080-35-40-R12 Ident No.: 0028757	80	35	12	40	100
EGK-100-36-40-R12 Ident No.: 0028013	100	36	12	40	125
EGK-125-36-50-R15 Ident No.: 0028014	125	36	15	50	200
EGK-160-48-60-R20 Ident No.: 0028758	160	48	20	60	300
EGK-200-48-60-R20 Ident No.: 0028759	200	48	20	60	350

Suitable castors can be found on page 127

Matching accessories can be found on page 432



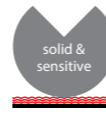
Features:

- EGK-grey wheels:
- plastic wheel body with roller bearing and ball bearing
- tread made of elastic solid rubber, approx. 65° shore A, grey wheel color

Properties:

- runs quietly, non-marking
- absorbs vibration
- also available with blue wheel
- (old designation: ER)

floors



floors

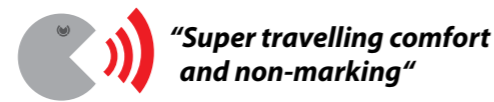


Features:

- EGS wheels:
- thick-walled steel sheet wheel body with ball bearing
- tread made of elastic solid rubber, approx. 65° shore A

Properties:

- high elasticity with low rolling resistance
- excellent travel comfort
- runs quietly
- sturdy and shock-resistant
- absorbs vibration
- (old designation: ETS)



wheels	wheel ø mm	wheel width mm	axle hole ø mm	hub length mm	load-carrying capacity kg
EGK-100-36-44-K12-grey Ident No.: 0034618	100	36	12	44	125
EGK-125-36-51-K08-grey-AM-M8 Ident No.: 0040346	125	36	8	51	250
EGK-125-36-51-K10-grey-AM-M10 Ident No.: 0040345	125	36	10	51	250
EGK-160-48-60-R20-grey Ident No.: 0034574	160	48	20	60	300
EGK-160-48-60-K20-grey Ident No.: 0034962	160	48	20	60	300
EGK-200-50-60-K12-grey Ident No.: 0028369	200	50	12	60	350

wheels	wheel ø mm	wheel width mm	axle hole ø mm	hub ø mm	hub length mm	load-carrying capacity kg
EGS-160-50-60-K20 Ident No.: 0016322	160	50	20	58	60	350
EGS-200-50-60-K20 Ident No.: 0016323	200	50	20	58	60	450
EGS-200-50-60-K25 Ident No.: 0031947	200	50	25	58	60	450
EGS-200-80-90-K20 Ident No.: 0016324	200	80	20	57	90	600
EGS-250-50-60-K20 Ident No.: 0016325	250	50	20	58	60	550
EGS-250-60-75-K20 Ident No.: 0016326	250	60	20	58	75	600
EGS-250-80-90-K25 Ident No.: 0016328	250	80	25	58	90	750

Suitable castors can be found on page 205

Matching accessories can be found on page 432



Features:

- EGA wheels: .
- die-cast aluminum wheel body with ball bearing
- tread surface made of elastic solid rubber, black, approx. 65° shore A

Properties:

- high elasticity with low rolling resistance
- runs quietly
- sturdy and shock-resistant
- absorbs vibration
- also available with grey wheels
- (old designation: F3)

floors



wheels	wheel ø mm	wheel width mm	axle hole ø mm	hub length mm	load-carrying capacity kg
EGA-080-38-40-K12 Ident No.: 0017789	80	38	12	40	120
EGA-100-40-40-K12 Ident No.: 0038446	100	40	12	40	180
EGA-100-40-40-K15 Ident No.: 0016382	100	40	15	40	180
EGA-125-40-50-K20 Ident No.: 0038447	125	40	20	50	200
EGA-150-50-60-K20 Ident No.: 0016386	150	50	20	60	300
EGA-160-50-60-K20 Ident No.: 0038448	160	50	20	60	300
EGA-180-50-60-K20 Ident No.: 0032795	180	50	20	60	400
EGA-180-50-60-K25 Ident No.: 0016396	180	50	25	60	400
EGA-200-50-60-K20 Ident No.: 0037761	200	50	20	60	400
EGA-200-50-60-K25 Ident No.: 0016404	200	50	25	60	400
EGA-250-50-60-K20 Ident No.: 0019001	250	50	20	60	500
EGA-250-50-60-K25 Ident No.: 0037797	250	50	25	60	500
EGA-300-60-60-K30-IB Ident No.: 0036469	300	60	30	60	650

floors

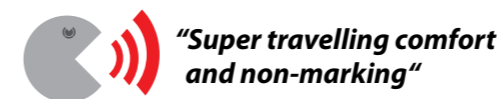


Features:

- EGA-grey wheels:
- die-cast aluminum wheel body with ball bearing
- tread made of elastic solid rubber, grey, approx. 65° shore A

Properties:

- non-marking
- high elasticity with low rolling resistance
- runs quietly
- sturdy and shock-resistant
- absorbs vibration
- (old designation: F3/BG)



wheels	wheel ø mm	wheel width mm	axle hole ø mm	hub length mm	load-carrying capacity kg
EGA-100-40-40-K12-grey Ident No.: 0031039	100	40	12	40	180
EGA-125-40-50-K20-grey Ident No.: 0016385	125	40	20	50	200
EGA-150-50-60-K20-grey Ident No.: 0033826	150	50	20	60	300
EGA-160-50-60-K20-grey Ident No.: 0027771	160	50	20	60	300
EGA-180-50-60-K20-grey Ident No.: 0032736	180	50	20	60	400
EGA-200-50-60-K20-grey Ident No.: 0016399	200	50	20	60	400
EGA-200-50-60-K25-grey Ident No.: 0033022	200	50	25	60	400
EGA-250-50-60-K25-grey Ident No.: 0029675	250	50	25	60	500

Suitable castors can be found on pages 130, 187, 203

Suitable castors can be found on page 133

Matching accessories can be found on page 432

Matching accessories can be found on page 432



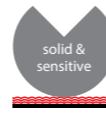
Features:


- EGG ball bearing wheels:
- high-quality elastic solid rubber tires on cast iron rims
- (for small series and large wheel diameter with steel rim)
- tires: 65° shore A
- bearing type: 2 pressed-in ball bearings

Properties:

- runs quietly
- sturdy and shock-resistant
- absorbs vibration
- (old designation: ET series)

floors



 **“Please request the minimum order quantity”**

wheels	wheel ø mm	wheel width mm	axle hole ø mm	hub length mm	load-carrying capacity kg
EGG-125-50-60-K20 Ident No.: 0016099	125	50	20	60	225
EGG-150-50-60-K20 Ident No.: 0016100	150	50	20	60	250
EGG-160-50-60-K20 Ident No.: 0016101	160	50	20	60	300
EGG-180-50-60-K20 Ident No.: 0016103	180	50	20	60	325
EGG-200-50-60-K20 Ident No.: 0016107	200	50	20	60	350
EGG-200-50-60-K25 Ident No.: 0016109	200	50	25	60	350
EGG-200-75-90-K25 Ident No.: 0016110	200	75	25	90	500
EGG-200-80-80-K25 Ident No.: 0033600	200	80	25	80	550
EGG-230-50-60-K30 Ident No.: 0016120	230	50	30	60	400
EGG-250-50-60-K25 Ident No.: 0016124	250	50	25	60	450
EGG-250-60-60-K25 Ident No.: 0016125	250	60	25	60	525
EGG-250-80-80-K30 Ident No.: 0038485	250	80	30	80	700
EGG-250-80-85-K30 Ident No.: 0016128	250	80	30	85	675
EGG-250-100-100-K25 Ident No.: 0036139	250	100	25	100	1.350
EGG-280-75-85-K30 Ident No.: 0016235	280	75	30	85	725
EGG-300-75-90-K30 Ident No.: 0016243	300	75	30	90	750

wheels	wheel ø mm	wheel width mm	axle hole ø mm	hub length mm	load-carrying capacity kg
EGG-300-75-90-K35 Ident No.: 0016244	300	75	35	90	750
EGG-300-85-90-K30 Ident No.: 0016246	300	85	30	90	675
EGG-360-60-65-K35 Ident No.: 0032385	360	60	35	65	750
EGG-360-60-75-K30 Ident No.: 0016251	360	60	30	75	750
EGG-360-75-85-K30 Ident No.: 0016252	360	75	30	85	950
EGG-360-75-85-K35 Ident No.: 0016253	360	75	35	85	950
EGG-400-75-90-K35 Ident No.: 0016261	400	75	35	90	1,000
EGG-405-130-140-K40 Ident No.: 0016263	405	130	40	140	1,500
EGG-405-130-140-K50 Ident No.: 0016262	405	130	50	140	1,500
EGG-415-90-75-K30 Ident No.: 0038970	415	90	30	75	1,000
EGG-415-100-120-K40 Ident No.: 0016265	415	100	40	120	1,250
EGG-425-150-160-K40 Ident No.: 0016269	425	150	40	160	1,800
EGG-500-85-90-K40 Ident No.: 0016274	500	85	40	90	1,300
EGG-520-100-120-K40 Ident No.: 0016276	520	100	40	120	1,525
EGG-610-150-160-K50 Ident No.: 0016281	610	150	50	160	2,250

Matching accessories can be found on page 432