



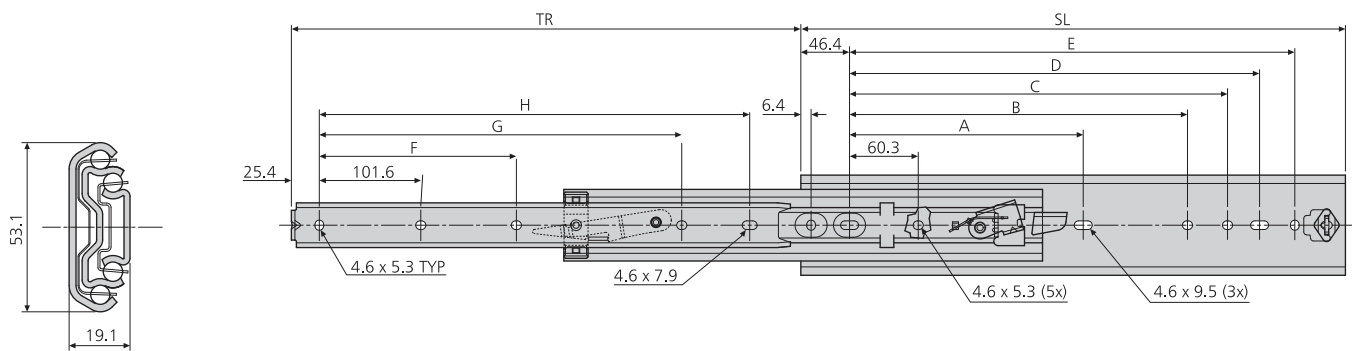

Heavy duty slides, load rating 100kg+



Model	Load Kg	Travel	Disconnect	Page
DA4120	438	75%		78
3607	120	100%	●	80
9301	227	100%		81
9308	227	100%		82
DA4140	400	100%		88
5417	100	100%+		90
DS5322	120	100%+	●	91
5321SC	120	100%+		92
5321	180	100%+		93
DS5321	180	100%+		94
0522	180	100%+		95

3607

- Load rating up to 120kg
- 100% extension
- 19.1mm slide width
- Lock-out
- Front disconnect
- Fixing hardware included
- Optional enclosure mounting brackets



3607	mm										kg	
	SL	TR	A	B	C	D	E	F	G	H	W	L
DZ3607-0012-2	305	305	-	135.4	179.1	204.5	229.9	-	-	228.6	1.71	90
DZ3607-0014-2	356	356	-	186.2	229.9	255.3	280.7	-	-	279.4	2.02	90
DZ3607-0016-2	406	406	-	237.0	280.7	306.1	331.5	-	257.3	330.2	2.27	100
DZ3607-0018-2	457	457	-	287.8	331.5	356.9	382.3	-	308.1	381.0	2.62	110
DZ3607-0020-2	508	508	215.9	338.6	382.3	407.7	433.1	203.2	358.9	431.8	2.93	120
DZ3607-0022-2	559	559	241.3	389.4	433.1	458.5	483.9	228.6	409.7	482.6	3.24	110
DZ3607-0024-2	610	610	266.7	440.2	483.9	509.3	534.7	254.0	460.5	533.4	3.53	100
DZ3607-0026-2	660	660	292.1	491.0	534.7	560.1	585.5	279.4	511.3	584.2	3.83	92
DZ3607-0028-2	711	711	317.5	541.8	585.5	610.9	636.3	304.8	562.1	635.0	4.16	83

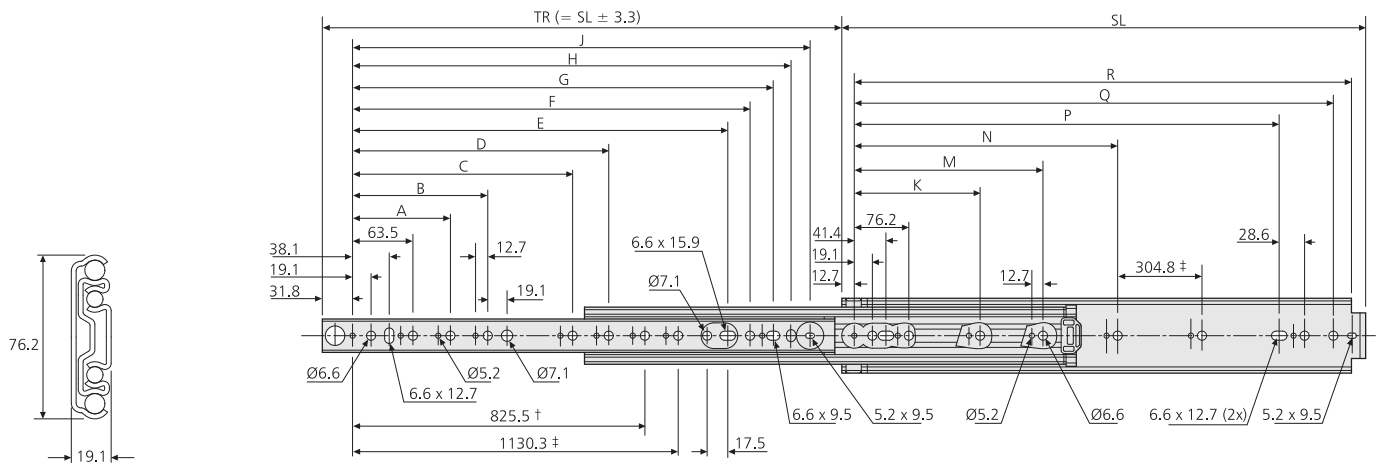

Notes:

- Handed slide assembly - levers move in same direction when pair of slides installed
- Fixing hardware included or M4 screws are recommended
- For enclosure mounting brackets refer to page 103
- For cable carriers refer to page 101



- Load rating up to 227kg
- 100% extension
- 19.1mm slide thickness
- Slides sold singly
- Available in lengths up to 1.5 metres
- Optional bracket accessory kits for various mounting options

10,000



† 9301-0048, 9301-0060
‡ 9301-0060

9301	mm																		kg	
	SL	TR	A	B	C	D	E	F	G	H	J	K	M	N	P	Q	R	W	L*	
DZ9301-0010U	254.0	254.0	-	-	-	-	-	103.1	128.5	142.6	166.6	-	-	-	152.4	209.6	228.6	1.20	227	
DZ9301-0012U	304.8	304.8	-	-	-	-	-	153.9	179.3	198.4	217.4	-	-	-	203.2	260.4	279.4	3.07	227	
DZ9301-0014U	355.6	355.6	-	-	-	-	-	204.7	230.1	249.2	268.2	-	-	-	254.0	311.2	330.2	3.63	227	
DZ9301-0016U	406.4	406.4	127.0	-	-	-	-	255.5	280.9	300.0	319.0	-	-	-	304.8	362.0	381.0	4.09	227	
DZ9301-0018U	457.2	457.2	127.0	-	-	-	246.1	306.3	331.7	350.8	369.8	-	-	-	355.6	412.8	431.8	4.55	227	
DZ9301-0020U	508.0	508.0	127.0	190.5	-	-	296.9	357.1	382.5	401.6	420.6	-	-	-	406.4	463.6	482.6	5.11	227	
DZ9301-0022U	558.8	558.8	127.0	190.5	-	-	347.7	407.9	433.3	452.4	471.4	-	-	-	457.2	514.4	533.4	5.68	227	
DZ9301-0024U	609.6	609.6	127.0	190.5	-	-	398.5	458.7	484.1	503.2	522.2	-	-	-	508.0	565.2	584.2	6.14	227	
DZ9301-0026U	660.4	660.4	127.0	190.5	-	-	449.3	509.5	534.9	554.0	573.0	-	-	-	558.8	616.0	635.0	6.82	227	
DZ9301-0028U	711.2	711.2	127.0	190.5	-	-	500.1	560.3	585.7	604.8	623.8	-	-	-	609.6	666.8	685.8	7.05	227	
DZ9301-0030U	762.0	762.0	127.0	190.5	368.3	-	550.9	611.1	636.5	655.6	674.6	235.0	-	501.7	660.4	717.6	736.6	7.73	222	
DZ9301-0032U	812.8	812.8	127.0	190.5	368.3	-	601.7	661.9	687.3	706.4	725.4	235.0	393.7	552.5	711.2	768.4	787.4	8.18	218	
DZ9301-0034U	863.6	863.6	127.0	190.5	368.3	469.9	652.5	712.7	738.1	757.2	776.2	235.0	419.1	603.3	762.0	819.2	838.2	8.64	213	
DZ9301-0036U	914.4	914.4	127.0	190.5	368.3	520.7	703.3	763.5	788.9	808.0	827.0	235.0	444.5	654.1	812.8	870.0	889.0	9.32	209	
DZ9301-0040U	1016.0	1016.0	127.0	190.5	368.3	520.7	804.9	865.1	890.5	909.6	928.6	235.0	546.1	755.7	914.4	971.6	990.6	10.43	200	
DZ9301-0042U	1066.8	1066.8	127.0	190.5	368.3	520.7	855.7	915.9	941.3	960.4	979.4	235.0	546.1	806.5	965.2	1022.4	1041.4	10.89	195	
DZ9301-0048U	1219.2	1219.2	127.0	190.5	368.3	520.7	1008.1	1068.3	1093.7	1112.8	1131.8	235.0	596.9	958.9	1117.6	1174.8	1193.8	12.27	182	
DZ9301-0060U	1524.0	1524.0	127.0	190.5	368.3	520.7	1312.9	1373.1	1398.5	1417.6	1436.6	235.0	596.9	958.9	1422.4	1479.6	1498.6	15.45	154	



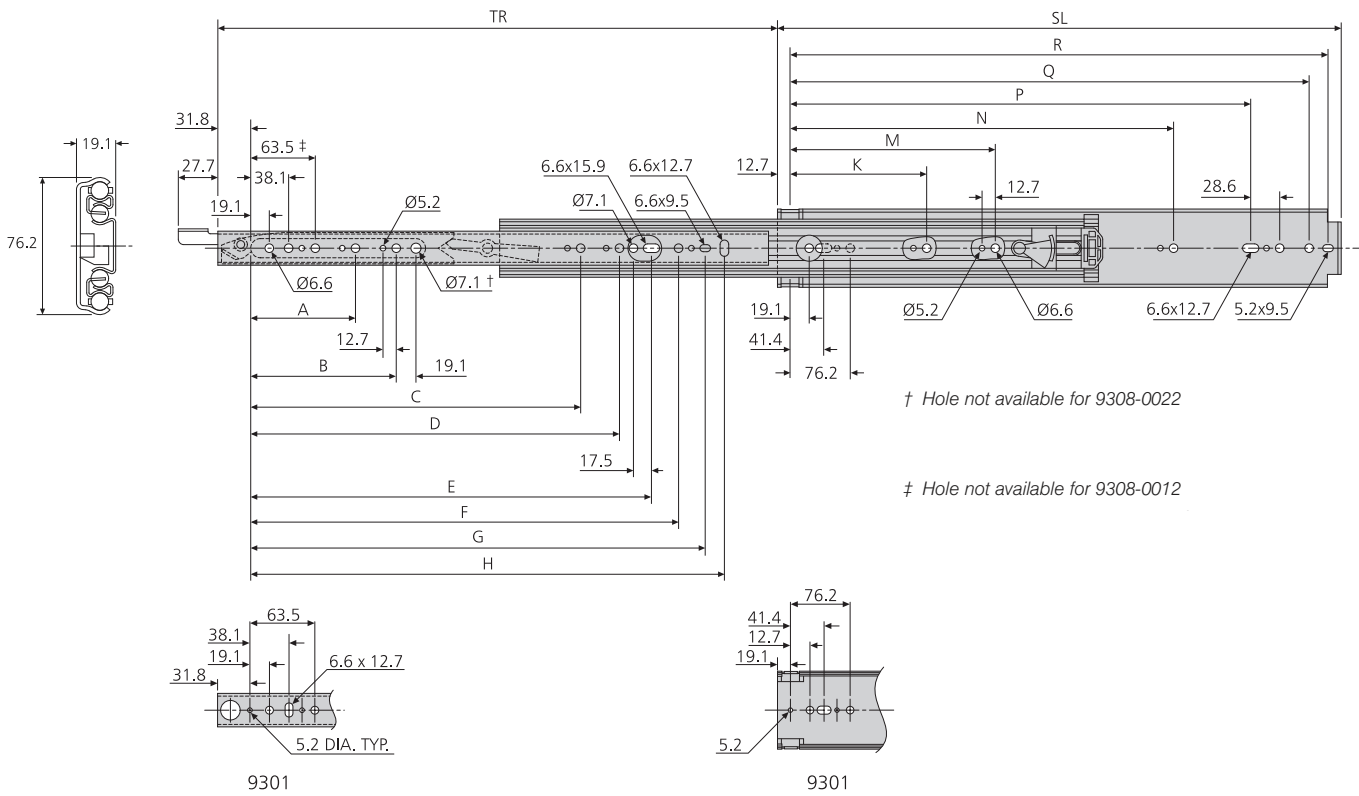
Notes:

- Load ratings vary depending upon application. See page 84
- Fixing recommendation: M5/M6 screw. Max. head ht. 4.8mm/Ø 12.7mm necessary to clear traversing members
- For bracket accessory kit see page 86

* Load rating per pair of slides

- Load rating up to 227kg
- 100% extension
- 19.1mm slide thickness
- Slides sold singly
- Lock-in
- Lock-out
- Front lever lock release
- Optional bracket accessory kits for various mounting options

10,000



9308	mm																	kg	
	SL	TR	A	B	C	D	E	F	G	H	J	K	M	N	P	Q	R	W	L**
DZ9308-0012*	304.8	304.8	-	-	-	-	-	153.9	179.3	198.4	-	-	-	-	203.2	260.4	279.4	1.46	227
DZ9308-0014*	355.6	355.6	-	-	-	-	-	204.7	230.1	249.2	-	-	-	-	254.0	311.2	330.2	1.71	227
DZ9308-0016*	406.4	406.4	-	-	-	-	-	255.5	280.9	300.0	-	-	-	-	304.8	362.0	381.0	2.23	227
DZ9308-0018*	457.2	457.2	127.0	-	-	-	-	306.3	331.7	350.8	-	-	-	-	355.6	412.8	431.8	2.46	227
DZ9308-0020*	508.0	508.0	127.0	-	-	-	296.9	357.1	382.5	401.6	-	-	-	-	406.4	463.6	482.6	2.58	227
DZ9308-0022*	558.8	558.8	127.0	190.5	-	-	347.7	407.9	433.3	452.4	-	-	-	-	457.2	514.4	533.4	2.70	227
DZ9308-0024*	609.6	609.6	127.0	190.5	-	-	398.5	458.7	484.1	503.2	-	-	-	-	508.0	565.2	584.2	3.28	227
DZ9308-0026*	660.4	660.4	127.0	190.5	-	-	449.3	509.5	534.9	554.0	-	-	-	-	558.8	616.0	635.0	3.55	227
DZ9308-0028*	711.2	711.2	127.0	190.5	-	-	500.1	560.3	585.7	604.8	-	-	-	-	609.6	666.8	685.8	3.74	227
DZ9308-0030*	762.0	762.0	127.0	190.5	-	-	550.9	611.1	636.5	655.6	-	235.0	-	501.7	660.4	717.6	736.6	3.85	222
DZ9308-0032*	812.8	812.8	127.0	190.5	-	-	601.7	661.9	687.3	706.4	-	235.0	-	552.5	711.2	768.4	787.4	3.96	218
DZ9308-0034*	863.6	863.6	127.0	190.5	-	520.7	652.5	712.7	738.1	757.1	-	235.0	-	-	762.0	819.1	838.2	4.36	213
DZ9308-0036*	914.4	914.4	127.0	190.5	368.3	520.7	703.3	763.5	788.9	807.9	-	235.0	-	-	812.8	869.9	889.0	4.60	209
DZ9308-0040*	1016.0	1016.0	127.0	190.5	368.3	-	804.9	865.1	890.5	909.5	-	235.0	-	755.7	914.4	971.5	990.6	5.13	200
DZ9308-0042*	1066.8	1066.8	127.0	190.5	368.3	-	855.7	915.9	941.3	960.4	-	235.0	-	806.5	965.2	1022.4	1041.4	5.40	195
DZ9308-0048*	1219.2	1219.2	127.0	190.5	368.3	520.7	1008.1	1068.3	1093.7	1112.8	-	235.0	-	958.9	1117.6	1174.8	1193.8	6.05	182
DZ9308-0060*	1524.0	1524.0	127.0	190.5	368.3	520.7	1312.9	1373.1	1398.5	1417.8	-	235.0	596.9	958.9	1422.4	1479.5	1498.6	7.56	154

* Specify 'L' for left hand locking slide and 'R' for right hand locking slide, e.g. DZ9308-0012-L

Notes:

- Load ratings vary depending upon application. See page 84
- Fixing recommendation: M5 and M6 screws
- Vertical mounting only
- Use slide 9301 as a non-locking companion slide.
- For applications requiring a lock on both sides, order an equal amount of 'L' and 'R' slides
- For bracket accessory kit see page 86

** Load rating per pair of slides

9301/9308 load ratings



The Accuride load ratings shown below represent a wide range of typical applications and take into consideration factors which can adversely affect the performance of the slide.

In general, slides installed in drawers that are wider than they are deep are subjected to lateral (side) stresses that reduce their load carrying capacity. Likewise, slides in applications that are cycled frequently also carry a lower load rating.

Moderate use

up to 227kg

Load rating is based on a 457.2mm slide in a 450mm wide drawer, cycled 10,000 times. A computer server storage unit may be cycled once per month for servicing. Electronic instrumentation may be cycled a few times each week.

Typical applications

*Computer server storage access
Electronic instrumentation chassis*

Frequent use

up to 182kg

Load rating is based on a 457.2mm slide in a 1000mm wide drawer, cycled 75,000 Times. A storage drawer opened and closed an average of three times per hour during each eight-hour work day would undergo a total of 60,000 cycles in 10 years.

Typical applications

*Heavy duty storage drawers
Large pantry pull-outs
Modular storage cabinets*

Mobile (Vehicular) up to 136kg
Load rating is based on a 457.2mm slide in a 800mm wide drawer, cycled 10,000 times.
Use for any application associated with transportation, or any application exposed to vibration and rough usage.

Typical applications
Recreational vehicle drawers
Vehicle battery trays
Service truck tool drawers

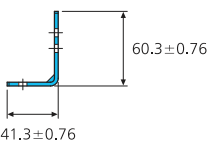
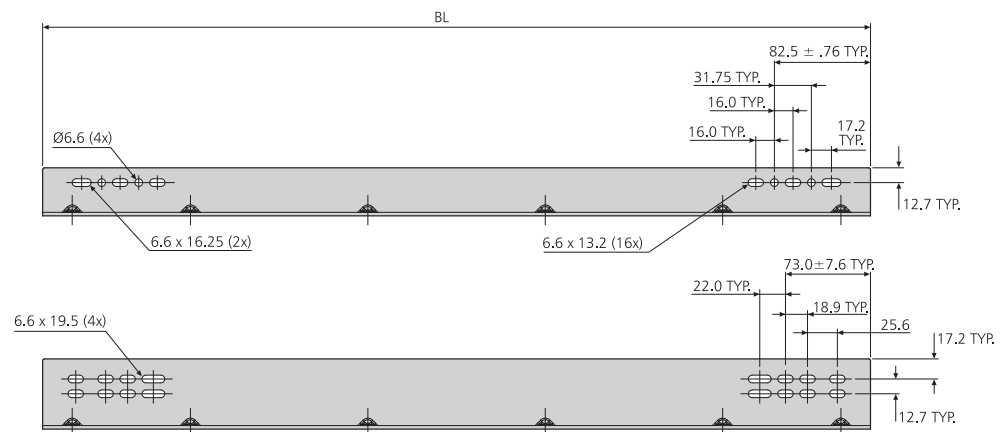
Flat mount (not 9308) up to 45kg
Load rating is based on a 457.2mm slide in a 800mm wide drawer, cycled 10,000 times.
Deflection of flat mounted slides will vary depending upon the application. We recommend prototyping to determine that the deflection is within an acceptable range.
Use anywhere side space is limited.

Typical applications
Flight status monitor cabinets

Caution: This slide must never be used as a pull-out step, platform or any other application supporting human weight.

634xx

- Platform bracket kit for 9301/9308
- 4 bottom and 2 side mount options
- Unhanded brackets
- Fixing hardware included



Bracket lengths (BL):


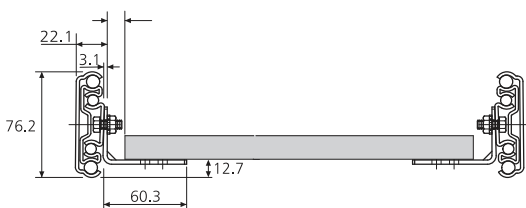
305mm, 406mm, 559mm, 711mm

Kit includes:

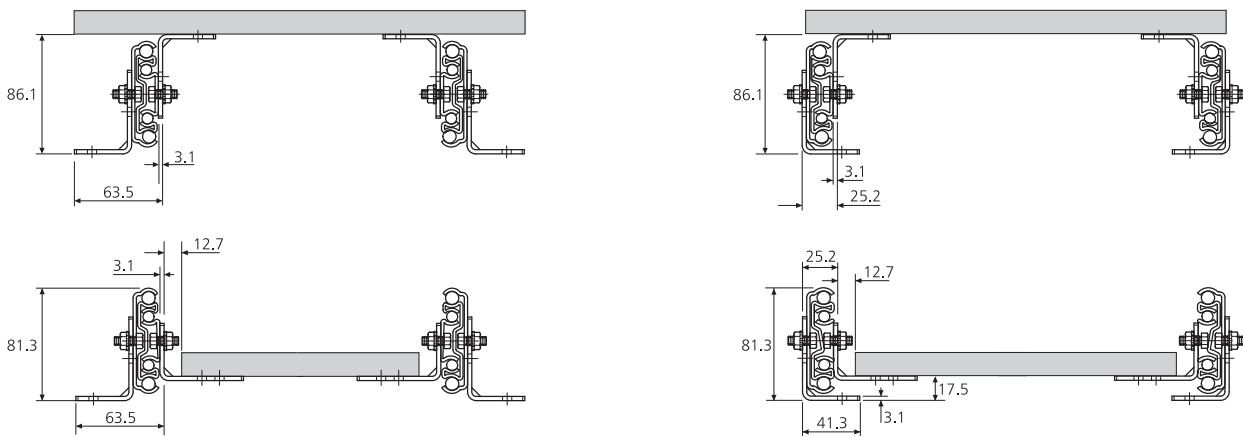
- 2 x brackets
- 4 x 6.4 x 15.9 hex head screws
- 4 x 6.4 hex head nuts and lock washers

Four bracket lengths can be used, either individually or in combination, to cover all slide lengths. See chart to determine number of bracket kits required.

S



B



9301/9308	DZ63412-305mm		DZ63416-406mm		DZ63422-559mm		DZ63428-711mm	
	S	B	S	B	S	B	S	B
930x-0012	1	2	-	-	-	-	-	-
930x-0014	1	2	-	-	-	-	-	-
930x-0016	-	-	1	2	-	-	-	-
930x-0018	-	-	1	2	-	-	-	-
930x-0020	-	-	1	2	-	-	-	-
930x-0022	-	-	-	-	1	2	-	-
930x-0024	-	-	-	-	1	2	-	-
930x-0026	-	-	-	-	1	2	-	-
930x-0028	-	-	-	-	-	-	1	2
930x-0030	-	-	-	-	-	-	1	2
930x-0032	-	-	-	-	-	-	1	2
930x-0034	2	4	-	-	-	-	-	-
930x-0036	2	4	-	-	-	-	-	-
930x-0040	1	2	-	-	1	2	-	-
930x-0042	1	2	-	-	1	2	-	-
930x-0048	1	2	-	-	-	-	1	2
930x-0060	-	-	-	-	1	2	1	2

Slide lengths:

304.8mm - 812.8mm

1 kit to Side-Mount, 2 kits to Bottom-Mount

863.6mm - 914.4mm

2 kits (same part number) to Side-Mount, 4 kits (same part number) for Bottom-Mount

1016mm - 1524mm

2 kits (different part numbers) to Side-Mount, 4 kits (different part numbers) to Bottom-Mount

Notes:

- Customer supplies hardware to mount brackets to base and/or platform/drawer
- Cold rolled steel
- Dimensions for reference only

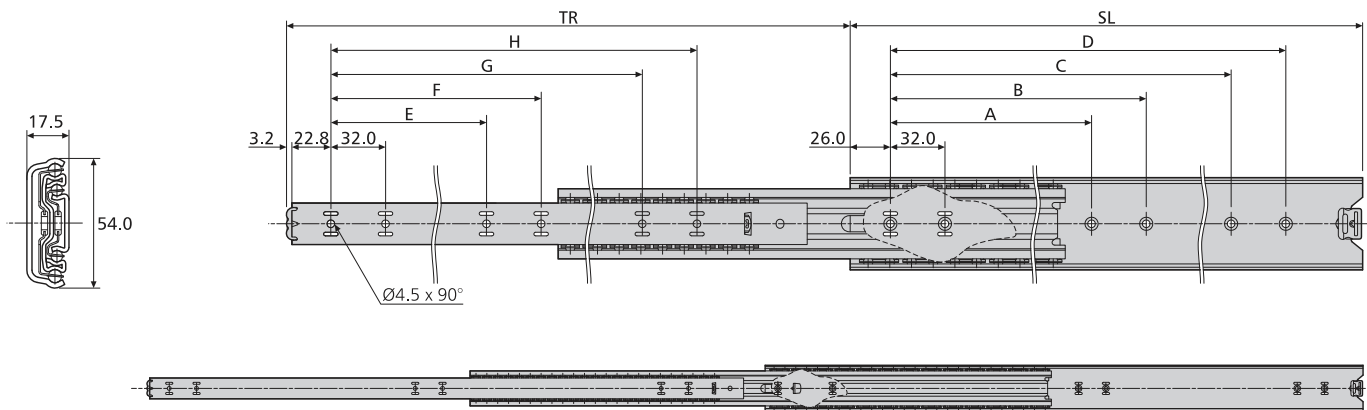
S= Side-Mount

B= Bottom-Mount

5417

- Load rating up to 100kg
- 100%+ extension
- 17.5mm slide thickness
- Hold-in

10,000



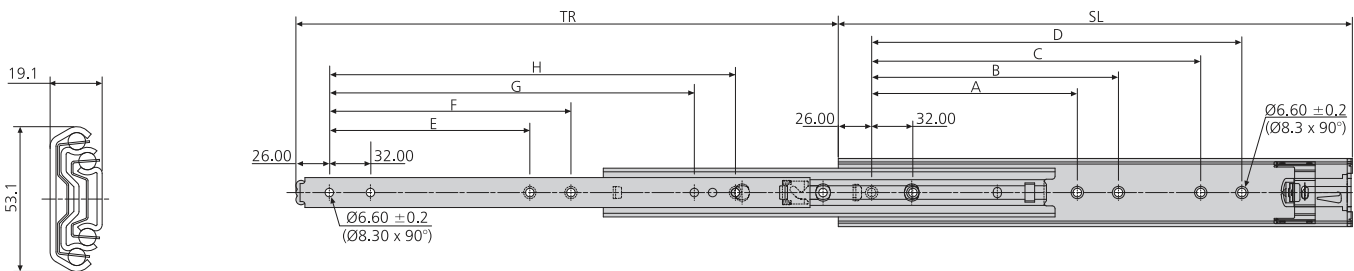


5417	mm										kg	
	SL	TR	A	B	C	D	E	F	G	H	W	L
DZ5417-0030	300	340	-	-	224	256	-	-	-	256	1.6	90
DZ5417-0035	350	389	-	-	224	256	-	-	-	256	1.9	90
DZ5417-0040	400	438	160	192	320	352	128	160	-	352	2.2	92
DZ5417-0045	450	487	160	192	320	352	128	160	320	352	2.5	95
DZ5417-0050	500	537	192	224	416	448	160	192	-	416	2.8	100
DZ5417-0055	550	586	224	-	448	480	160	192	-	448	3.1	100
DZ5417-0060	600	635	256	288	480	512	192	224	480	512	3.4	94
DZ5417-0065	650	684	288	320	544	576	192	256	-	544	3.7	92
DZ5417-0070	700	733	288	416	576	608	256	288	576	608	4.0	90

Notes:

- Fixing recommendation: M4 countersunk screw

5321SC



- Self close
- Load rating up to 120kg
- 100%+ extension
- 19.1mm slide thickness
- Hold-in
- Optional enclosure mounting brackets



5321SC	mm										kg	
	SL	TR	A	B	C	D	E	F	G	H	W	L
DZ5321-0030SC	300	319	-	-	160	192	-	-	192	224	1.90	85
DZ5321-0035SC	350	369	-	-	224	256	-	-	224	256	2.15	90
DZ5321-0040SC	400	419	160	192	256	288	160	192	288	320	2.40	100
DZ5321-0045SC	450	469	192	224	320	352	192	224	352	384	2.66	110
DZ5321-0050SC	500	519	224	256	352	384	224	256	384	416	2.98	120
DZ5321-0055SC	550	569	224	256	416	448	224	256	448	480	3.28	110
DZ5321-0060SC	600	619	256	288	480	512	256	288	480	512	3.58	100
DZ5321-0070SC	700	719	320	352	544	576	320	352	576	608	4.20	70
DZ5321-0080SC	790	823	352	384	640	672	352	384	672	704	4.80	50

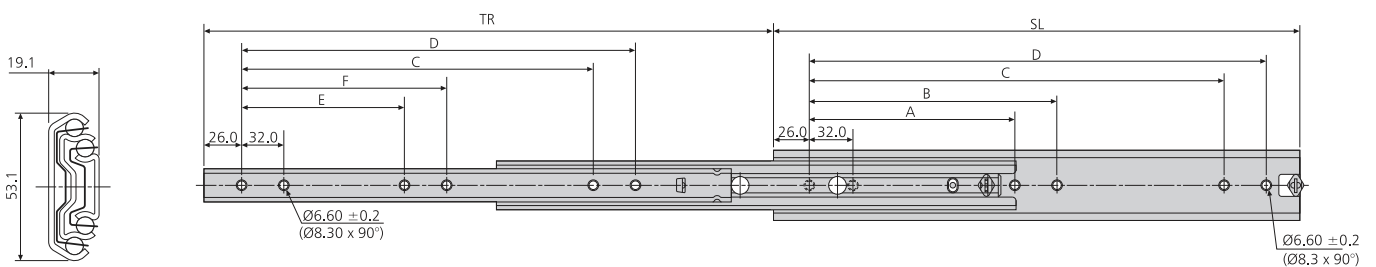
Notes:

- Fixing recommendation: M5 countersunk/ 6mm countersunk Euro screw
- For enclosure mounting brackets refer to page 103
- For cable carriers refer to page 101



- Load rating up to 180kg
- 100%+ extension
- 19.1mm slide thickness
- Hold-in
- Optional enclosure mounting brackets

10,000



5321	mm								kg	
	SL	TR	A	B	C	D	E	F	W	L
DZ5321-0030	300	323.5	-	-	192	224	-	-	1.80	140
DZ5321-0035	350	373.5	-	-	224	256	-	-	2.07	150
DZ5321-0040	400	423.5	160	192	288	320	128	160	2.37	160
DZ5321-0045	450	473.5	160	192	320	352	128	160	2.70	170
DZ5321-0050	500	523.5	192	224	384	416	160	192	3.00	180
DZ5321-0055	550	573.5	192	224	416	448	160	192	3.31	170
DZ5321-0060	600	623.5	256	288	480	512	192	256	3.62	160
DZ5321-0070	700	723.5	288	320	576	608	256	288	4.26	130
DZ5321-0080	790	803.5	352	384	672	704	320	352	4.80	100
DZ5321-0090	900	923.5	448	480	768	800	384	416	5.57	90
DZ5321-0100	1000	1023.5	480	512	864	896	448	480	6.19	80
DZ5321-0110	1100	1123.5	544	576	992	1024	480	512	6.81	70

Notes:

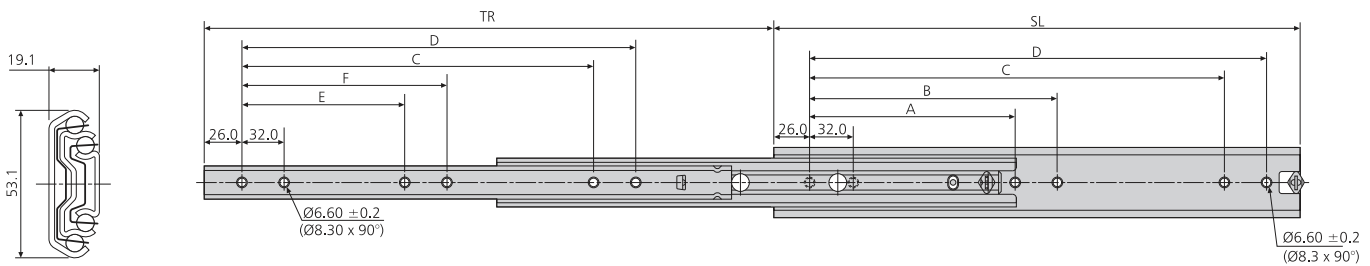
- Fixing recommendation: M5 countersunk/ 6mm countersunk Euro screw
- For enclosure mounting brackets refer to page 103
- For cable carriers refer to page 101

DS5321

- High grade stainless steel
- Load rating up to 180kg
- 100%+ extension
- 19.1mm slide thickness
- Ideal for environments where mild steel might be subject to corrosion
- Hold-in

10,000

Stainless steel



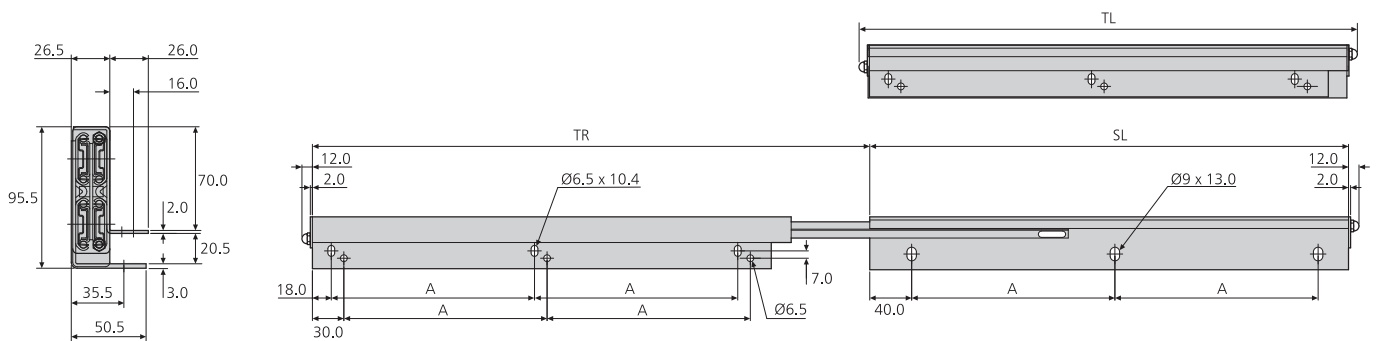
DS5321	mm								kg	
	SL	TR	A	B	C	D	E	F	W	L
DS5321-0030	300	323.5	-	-	192	224	-	-	1.70	140
DS5321-0035	350	373.5	-	-	224	256	-	-	1.96	150
DS5321-0040	400	423.5	160	192	288	320	128	160	2.24	160
DS5321-0045	450	473.5	160	192	320	352	128	160	2.56	170
DS5321-0050	500	523.5	192	224	384	416	160	192	2.84	180
DS5321-0055	550	573.5	192	224	416	448	160	192	3.13	170
DS5321-0060	600	623.5	256	288	480	512	192	256	3.43	160
DS5321-0070	700	723.5	288	320	576	608	256	288	4.03	130
DS5321-0080	790	803.5	352	384	672	704	320	352	4.55	100

Notes:

- Fixing recommendation: M5 countersunk/
6mm countersunk Euro screw

- Load rating up to 180kg
- 100%+ extension
- Heavy duty construction
- Shock blocks for protection against shock and vibration
- Protective shroud prevents excessive contamination of the ball tracks
- Mounting plates on inner and outer members

10,000



0522	mm				kg	
	SL	TL	TR	A	W	L
DZ0522-1159	457	481	534.0	194.0	9.57	180
DZ0522-1161	600	624	625.0	265.0	12.70	180
DZ0522-1162	900	924	907.0	276.5	19.25	150



Notes:

- Load ratings vary depending upon application. See page 96
- On DZ0522-1162 there are additional fixing positions at Pitch A
- Fixing recommendation: M6 screws on the inner extending member, M8 screws on the outer fixed member
- Slide assembly is handed
- Total length (TL) = slide length + 24mm
- All fixing positions must be used to achieve maximum load rating
- The cabinet and drawer must be designed to minimise any torsion or deflection of the slide

0522 Load ratings



The Accuride load ratings shown below are representative of a wide range of typical applications and take into consideration factors which can adversely affect the performance of the slide.

Please consult Accuride regarding specific application conditions where the load rating is critical.

Moderate use up to 180kg
Load rating is based on a 600mm slide in a 500mm wide drawer, cycled 10,000 times.

Frequent use up to 140kg
Load rating is based on a 600mm slide in a 500mm wide drawer, cycled 40,000 times.

Caution: This slide must never be used as a pull-out step, platform or any other application supporting human weight.